


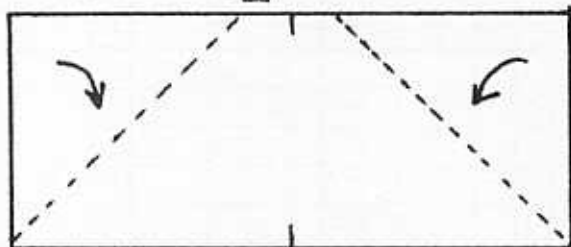
ORIGAMI BAT

an original design by Randy E Newcomer

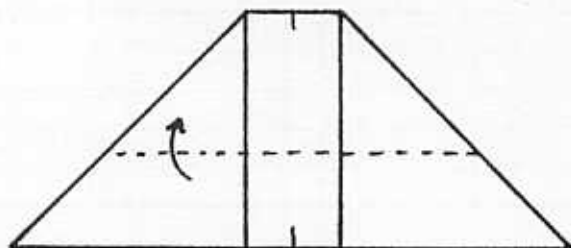
© 1993



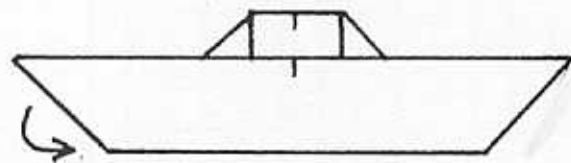
- ① Fold in half to crease
Then unfold.



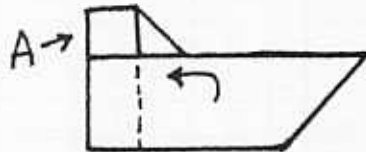
- ② Fold corners down to
meet bottom edge.



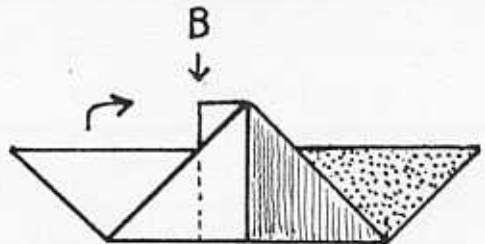
- ③ Fold bottom up to
make "BOAT".



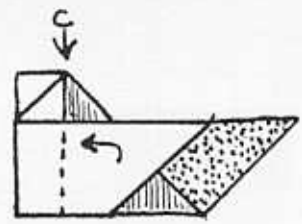
- ④ Fold left half back
behind right along
center crease.



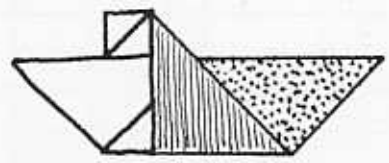
- ⑤ Fold top "WING"
back to left along
line formed by
square "EYE" (A)



- ⑥ Fold "WING" back
to right along line
(B).



- ⑦ Complete accordion
fold of "wing" by folding
back to the left along
line (C).



- ⑧ Turn over and repeat
folds ⑤ - ⑦ in
reverse to form
right "WING".